RIVANNA AUTHORITIES
RIVANNA SOLID WASTE AUTHORITY
RIVANNA WATER & SEWER AUTHORITY
695 Moores Creek Lane
Charlottesville, Virginia 22902-9016
434.977.2970
434.293.8858
www.rivanna.org

October 6, 2026

The Honorable Albemarle County Board of Supervisors
401 McIntire Road
Charlottesville, VA 22902

Re: Quarterly Update

Supervisors:

This quarterly update is to provide general information on the public drinking water supply and treatment, wastewater collection and treatment, and refuse disposal and recycling programs managed by the Rivanna Authorities for the benefit of the Albemarle/Charlottesville community, as follows:

1. Drinking Water Supply:

   a. Our three Urban reservoirs (Sugar Hollow, South Rivanna, Ragged Mountain) are 91% full, with a total storage capacity of about 2.7 billion gallons. Water demand in the Urban area (City and adjacent developed areas of the County) averaged about 10.9 million gallons per day (MGD) in September.

   b. Beaver Creek Reservoir (Crozet) is 84% full, with a total storage capacity of about 500 million gallons. Water demand in Crozet averaged 0.66 MGD in September.

   c. Totier Creek Reservoir (Scottsville) is 100% full, with a total storage capacity of about 155 million gallons. Water demand in Scottsville averaged 0.061 MGD (61,000 gallons) in September.

   d. Drought Conditions: The "Drought Watch" was lifted on September 28 as conditions have improved and our primary reservoir, the South Rivanna Reservoir, has refilled and is overflowing.

2. Production of drinking water for the Urban area averaged 10.92 MGD in September 2026 (FY 2027), which was higher than the five-year average for September (10.48 MGD), as shown by the following graph:

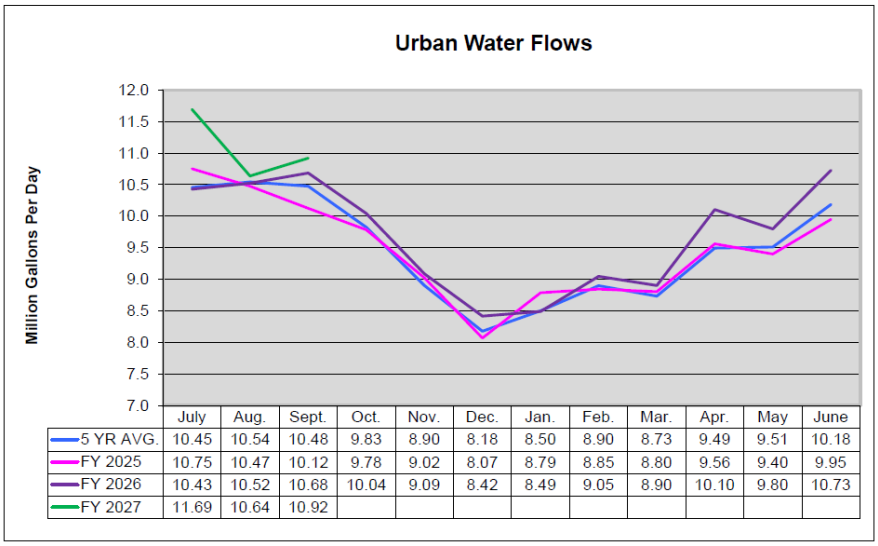

	July	Aug.	Sept.	Oct.	Nov.	Dec.	Jan.	Feb.	Mar.	Apr.	May	June
5 YR AVG.	10.45	10.54	10.48	9.83	8.90	8.18	8.50	8.90	8.73	9.49	9.51	10.18
FY 2025	10.75	10.47	10.12	9.78	9.02	8.07	8.79	8.85	8.80	9.56	9.40	9.95
FY 2026	10.43	10.52	10.68	10.04	9.09	8.42	8.49	9.05	8.90	10.10	9.80	10.73
FY 2027	11.69	10.64	10.92									

3. Urban wastewater treatment for September 2026 (9.41 MGD), including flows from Crozet but not from Scottsville, was below the five-year average for September (9.94 MGD) due to the lower-than-normal precipitation which reduced the unintended infiltration of stormwater into the wastewater system, as shown by the graph below:

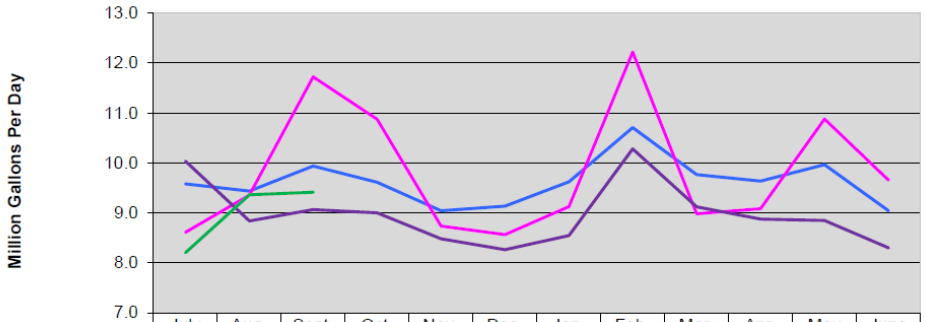

	July	Aug.	Sept.	Oct.	Nov.	Dec.	Jan.	Feb.	Mar.	Apr.	May	June
5 YR AVG	9.58	9.44	9.94	9.61	9.04	9.13	9.62	10.71	9.77	9.64	9.97	9.04
FY 2025	8.61	9.36	11.72	10.88	8.74	8.56	9.13	12.22	8.98	9.09	10.88	9.65
FY 2026	10.04	8.84	9.07	9.00	8.48	8.26	8.55	10.28	9.12	8.88	8.85	8.30
FY 2027	8.20	9.36	9.41									

4. A general overview of significant current and future drinking water, wastewater and solid waste Capital Improvement Projects is provided below. Cost allocations between the Charlottesville Department of Utilities (Utility funds) and the Albemarle County Service Authority (ACSA), are identified for each water and sewer project, while General Funds from the City and County are indicated for any solid waste (refuse and recycling) project. Several of these generational projects are part of the community's Water Supply Plan established in 2012 to increase the capacity of our drinking water system, as shown below.

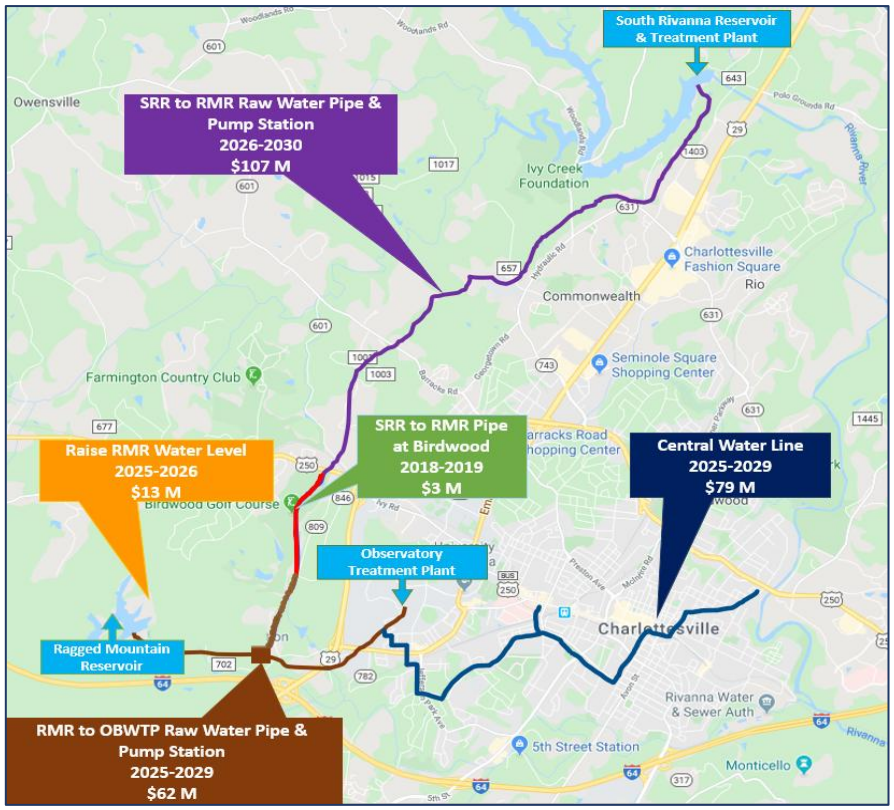

Construction is underway on the following major projects:

- Water Pipe and Pump Stations Replacement, Ragged Mtn Reservoir to Observatory Water Treatment Plant
    - Scope: Replace two water pipes and two water pumping stations with four miles of 36" ductile iron piping and one new water pumping station to convey untreated water from the Ragged Mtn Reservoir to the Observatory WTP. The existing facilities have reached the end of their service lives and require replacement to reliably provide untreated water to the recently upgraded Observatory WTP.

    - Completion: February 2025 – June 2029
    - Cost: $62 million: 52% ACSA / 48% City Utilities

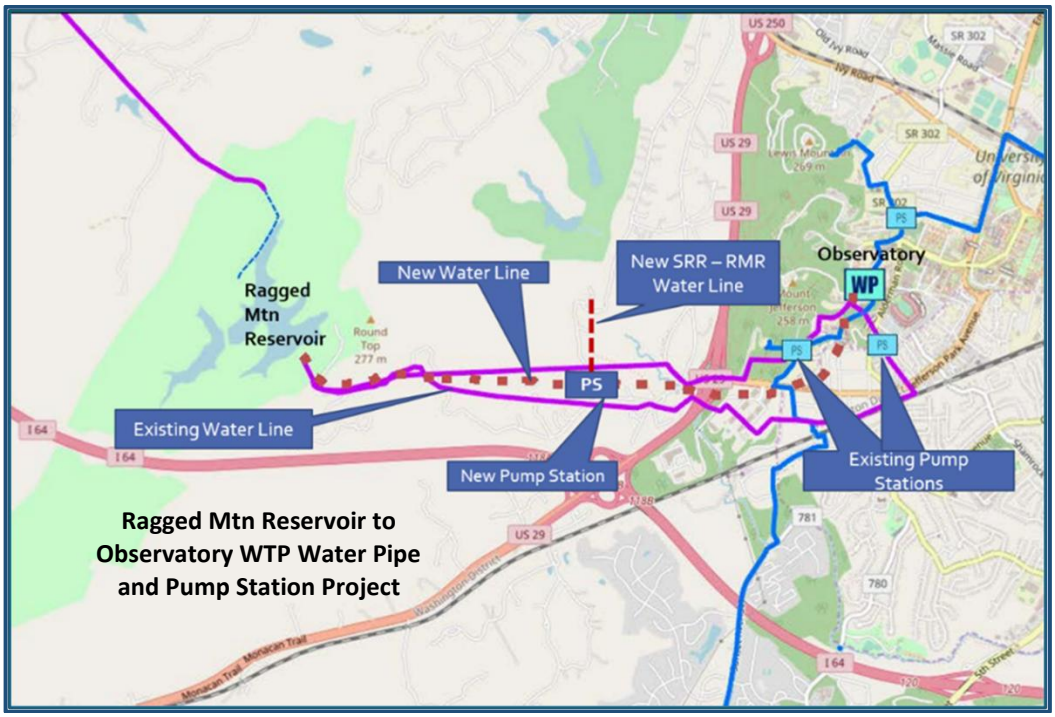

- Urban Area "Central Water Line"
    - Scope: Provide 24" and 36" ductile iron piping to more effectively distribute drinking water for the benefit of City and County residents and businesses. This five-mile-long piping project with two railroad crossings will extend from the Stadium Road area to the Long Street bridge near Pantops. The project will be completed in two concurrent phases of work, as shown by the map below, due to underground conflicts in E. High Street which delayed design of the piping in that area. Pipe installation is currently being completed under the JPA railroad track and in Jefferson Park and Cleveland Avenues. Information meetings are being held with communities along the alignment as construction approaches those areas.

    - Completion: November 2025 – December 2029
    - Cost: $79 million: 52% ACSA / 48% City Utilities

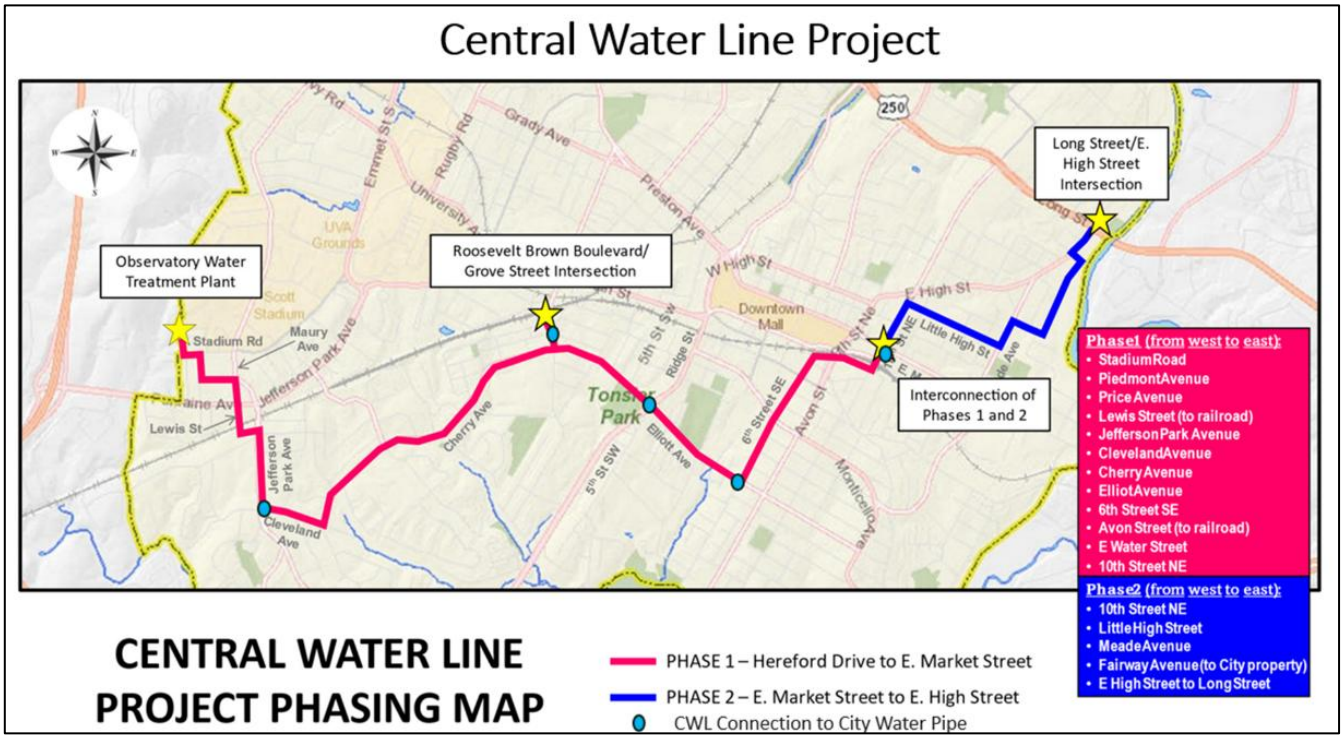

- <u>South Rivanna Reservoir to Ragged Mountain Reservoir Pipe and Pump Station</u>
  - Scope: Construct 6.5 miles of 36" ductile iron piping and one pump station to transfer untreated water between the South Rivanna and Ragged Mtn Reservoirs, as required by the community's drinking water supply plan. The new pipe will connect to an existing pipe near Birdwood GC and Rt. 250W. A new pump station and raw water intake structure will be completed at the South Rivanna Reservoir. This infrastructure will increase the water storage capacity of Ragged Mtn Reservoir from 1.4 to 2.1 billion gallons.

  - Completion: March 2026 – December 2030
  - Cost: $107 million: 80% ACSA / 20% City Utilities

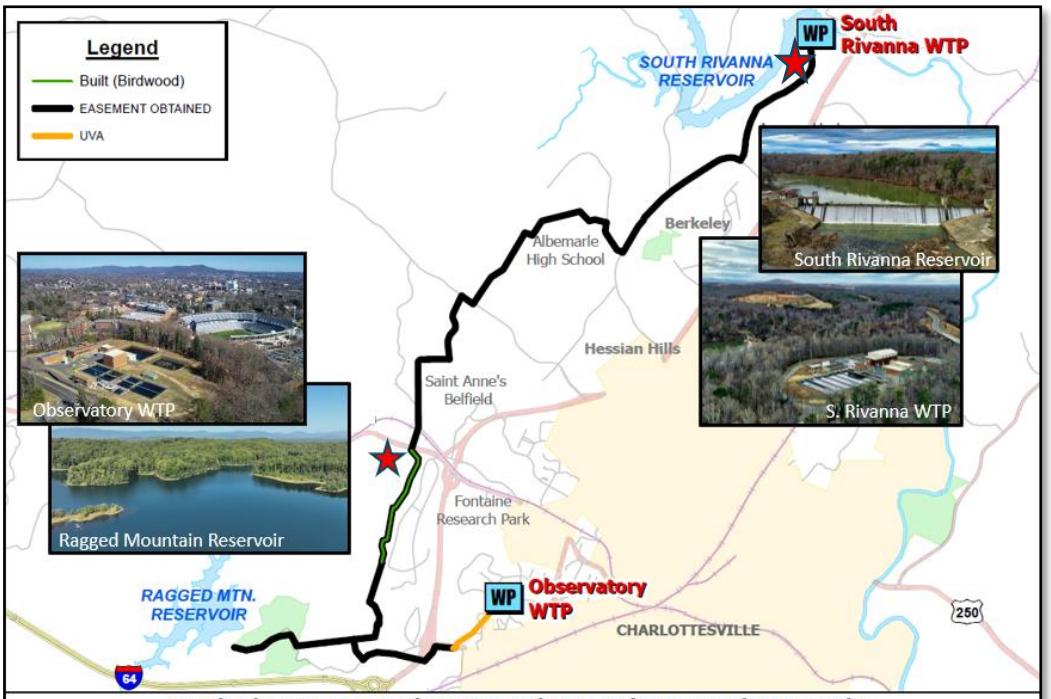

South Rivanna Reservoir to Ragged Mountain Reservoir Water Line

- Ragged Mtn Reservoir Water Level Increase
    - Scope: Clear vegetation around the reservoir and complete minor modifications to the intake tower and dam to increase the normal pool level 12 feet and provide 700 million gallons of additional water storage in the reservoir.

      The height of the dam will not be increased as it was built to the maximum elevation when constructed in 2014. The trails around the reservoir were also constructed above the maximum water elevation in 2014 and will not be significantly impacted by the project. Upon completion of the project, water can be transferred to Ragged Mtn from Sugar Hollow Reservoir when there is 30 million gallons per day or more spilling from Sugar Hollow Reservoir until the new pipeline from S. Rivanna Reservoir is completed. A project information meeting was held in August 2025 with neighbors along Reservoir Road and others from the community.

    - Completion: September 2025 - December 2026
    - Cost: $13 million: 80% ACSA / 20% City Utilities

- South Rivanna River Crossing
    - Scope: Provide a second pipe (24" diameter; 1200 feet long) to convey treated drinking water under the river using trenchless technology. The second pipe will provide a redundant water supply and increase capacity to serve the northern area of the Urban Water System.

    - Completion: January 2025 – September 2027
    - Cost: $6.5 million: 100% ACSA

- Red Hill Water Treatment Plant Upgrade
    - Scope: Provide an additional building to contain water treatment equipment including a granular activated carbon filter.

    - Completion: January 2025 – June 2027
    - Cost: $2 million: 100% ACSA, with partial grant from County

- Moores Creek Administration Building Renovation and Addition
    - Scope: Renovate the existing administration building constructed in the 1980's, including improvements to the Laboratory and Information Technology spaces. The project also includes an addition to provide spaces for a community education center and staff currently housed in trailers.

    - Completion: August 2025 – December 2027
    - Cost: $29.6 million: 52% ACSA / 48% City Utilities

- Moores Creek Structural and Concrete Rehabilitation
    - Scope: Repair concrete basins and wastewater treatment facilities constructed in the late 1970's.

    - Completion: May 2025 – May 2027
    - Cost: $15.5 million: 52% ACSA / 48% City Utilities

- Moores Creek Upfits and Gravity Thickener Improvements
    - Scope: Renovate the Maintenance and Operations buildings and repair the sludge gravity thickener system and secondary clarifier influent valves.
    - Completion: May 2025 – May 2027
    - Cost: $11.8 million: 52% ACSA / 48% City Utilities

- Crozet Wastewater Pump Stations Rehabilitation
    - Scope: Replace pumps, valves, and electrical gear in four pump stations constructed in the 1980's which convey wastewater from Crozet to the Moores Creek Treatment Plant.
    - Completion: April 2026 – July 2027
    - Cost: $12.3 million: 100% ACSA

- Crozet Water Treatment Plant GAC Expansion
    - Scope: Provide additional building space and equipment to increase the water treatment capacity of the granular activated carbon filter system from 1 to 2.7 million gallons per day.
    - Completion: March 2026 – May 2028
    - Budget: $12 million: 100% ACSA with $7 M VDH grant

- Glenmore Wastewater Treatment Plant Repairs
    - Scope: Replace treatment equipment which has reached the end of its service life.
    - Completion: June 2026 – August 2027
    - Budget: $2 million: 100% ACSA

Construction will begin in 2027 - 2030 for the following major projects:

- Airport Rd Water Storage Tank and Pumps
    - Scope: Provide one 1 million-gallon, steel, ground-level water storage tank along with larger pumps and larger emergency power generator.
    - Completion: March 2027 – March 2029
    - Cost: $7.2 M: 99% ACSA w/ 10% of Tank by City Utilities

- Beaver Creek Pump Station and Piping Improvements
    - Scope: Replace the water pump station and piping which convey untreated water from the reservoir to the Crozet Water Treatment Plant.
    - Completion: March 2027 – December 2029
    - Cost: $39 million: 100% ACSA

- Beaver Creek Reservoir Dam and Spillway Modifications
    - Scope: Replace the spillway to increase the volume of water the spillway can release from the reservoir during storm events to protect the dam.
    - Completion: January 2030 – December 2032
    - Cost: $34 million: 100% ACSA with partial federal grant

- Dam Concrete and Steel Repairs
    - Scope: Repairs to the South Rivanna, Lickinghole Creek, Totier Creek, and Sugar Hollow concrete dams.
    - Completion: March 2027 – May 2028
    - Cost: $2.8 M: 52% ACSA/ 48% City Utilities

- Woodburn, Pantops, and Observatory Water Tank Painting
    - Scope: Repairs and painting of water storage tanks.
    - Completion: June 2027 – June 2030
    - Cost: $6.1 M: 52% ACSA/ 48% City Utilities

- S. Rivanna Water Treatment Plant Wastewater Piping
    - Scope: Construction of a wastewater pipe that will convey residual sludge from the treatment plant to the sanitary sewer system in lieu of hauling sludge off site.
    - Completion: March 2028 – June 2029
    - Cost: $1.1 M: 52% ACSA/ 48% City Utilities

- Dam Public Safety Improvements
    - Scope: Provide sirens, signage, boat barriers, and other public safety features downstream of Sugar Hollow, South Rivanna and Ragged Mtn Reservoir dams.
    - Completion: June 2027 – December 2028
    - Cost: $4 M: 52% ACSA/ 48% City Utilities

- N. Rivanna River Crossing and Piping
    - Scope: Provide a second pipe to convey treated drinking water under the river using trenchless technology, as well as replacement of water piping along Rt 29 near the N. Rivanna River. The second pipe will provide a redundant water supply and increase capacity to serve the northern area of the Urban Water System.
    - Completion: September 2027 – December 2030
    - Cost: $16.5 M: 100% ACSA

- Northern Convenience Center (RSWA)
    - Scope: Construct a recycling and bagged refuse disposal facility located in the Rt. 29N area.
    - Completion: September 2027 – July 2028
    - Cost: $1.8 M: 100% County

- Upper Schenks Branch Wastewater Piping Replacement, Phase II
    - Scope: Replace sewer piping installed in the mid 1950's to increase system capacity in conjunction with the City's sewer upgrade program. The new piping will be located along McIntire Road between the McIntire Recycling Center and Preston Avenue.
    - Completion: 2018 - 2020
    - Cost: $10 - 15 million: 100% City Utilities

5. <u>Transfers from the Ivy Solid Waste and Recycling Center:</u>
   Average daily refuse volume at the Ivy Transfer Station has increased from 180 tons per day in September 2022 to 256 tons per day in September 2026, as shown below. Our contract hauler is driving about 15 trailer loads of refuse to Henrico County for disposal each day, Monday – Friday.

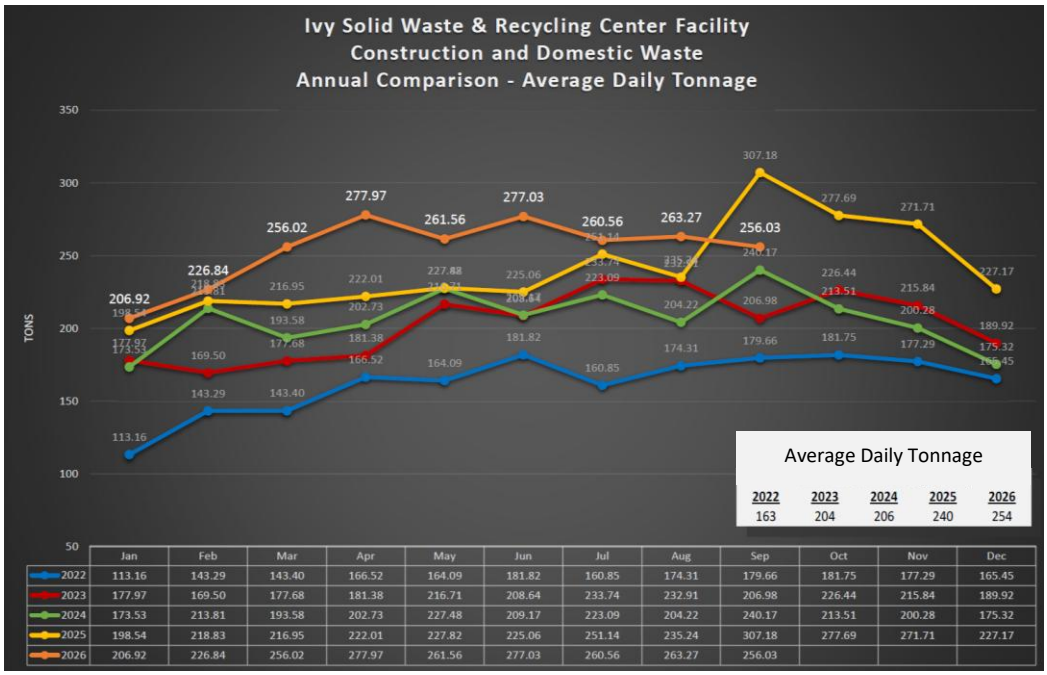

	Jan	Feb	Mar	Apr	May	Jun	Jul	Aug	Sep	Oct	Nov	Dec
2022	113.16	143.29	143.40	166.52	164.09	181.82	160.85	174.31	179.66	181.75	177.29	165.45
2023	177.97	169.50	177.68	181.38	216.71	208.64	233.74	232.91	206.98	226.44	215.84	189.92
2024	173.53	213.81	193.58	202.73	227.48	209.17	223.09	204.22	240.17	213.51	200.28	175.32
2025	198.54	218.83	216.95	222.01	227.82	225.06	251.14	235.24	307.18	277.69	271.71	227.17
2026	206.92	226.84	256.02	277.97	261.56	277.03	260.56	263.27	256.03			

6. <u>RSWA Special Collection Days</u>
   Fall Special Collections of electronic waste, household hazardous waste, furniture/mattresses, appliances, and tires at the ISWRC will conclude in October. Participation of City and County customers has been robust.

7. <u>Lithium Battery Disposal Program</u>

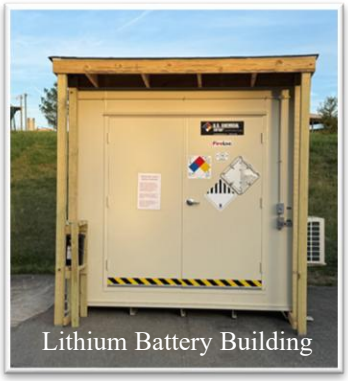
Lithium Battery Building

The first month's load of lithium batteries collected at the ISWRC was picked up by our Household Hazardous Waste Contractor, Arcwood Environmental from Abingdon, VA. Items collected and recycled included: 5 gallons of Lithium Batteries, 35 gallons of Lithium-Ion Batteries, and 5 gallons of Nickel Cadmium Batteries.

Please let me know if you have any questions.

Sincerely,

William I. Mawyer, Jr., P.E.
Executive Director

cc: RSWA Board of Directors
RWSA Board of Directors